



香港中文大學

未來城市研究所

城市歷史、文化與媒體研究中心

Centre of Urban History, Culture and Media

Institute of Future Cities

The Chinese University of Hong Kong



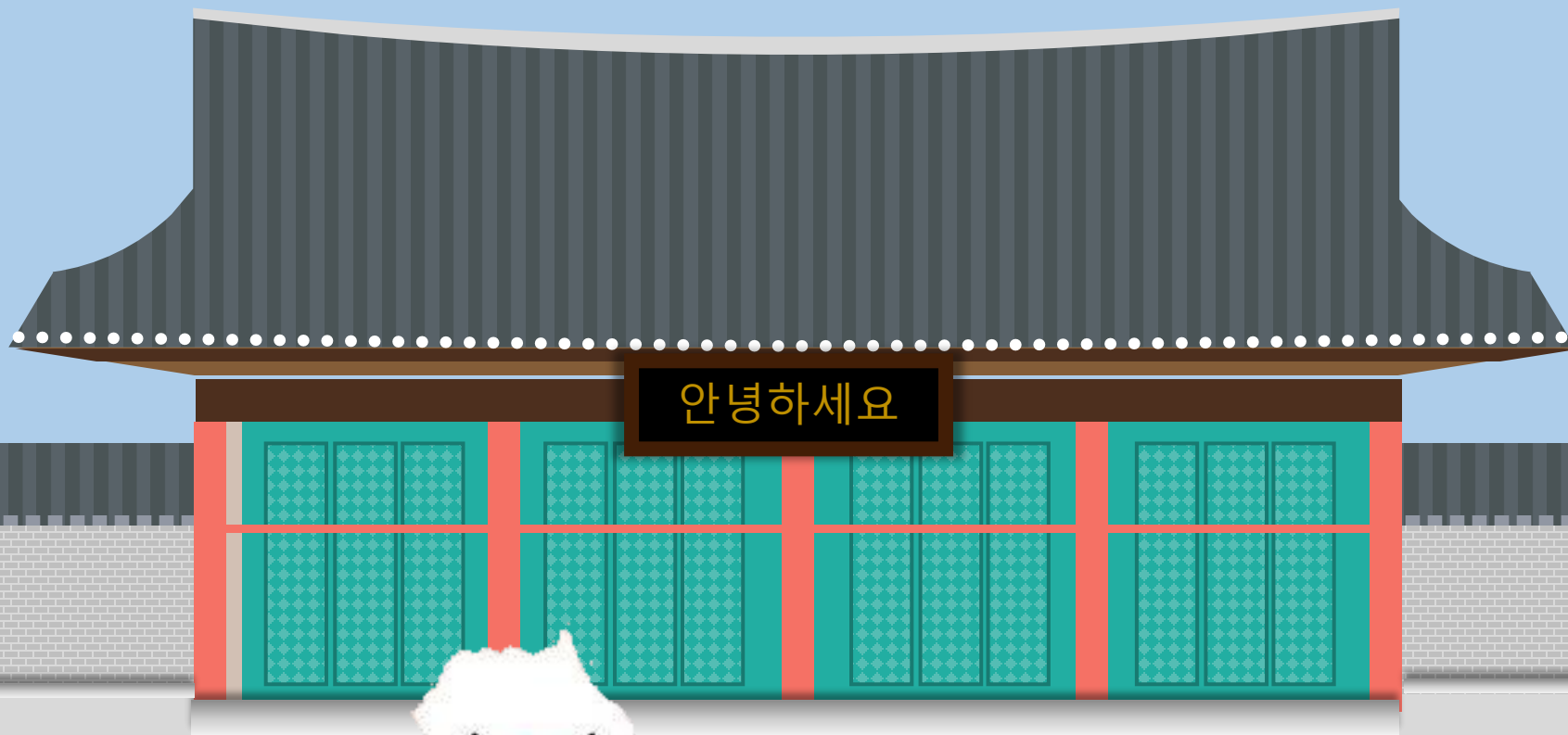
多元文化行動計劃
線上手工藝工作坊

Multiculturalism in Action Project
Online Handicraft Workshop

韓國三太極扇
講者：陳凱欣

Korean Sam Taeguk Fan
Speaker: Chan Hoi Yan


2020.5.27



안녕하세요




你好！
Annyeonghaseyo !
Hello !



韓國簡史

A brief history of Korea



- 公元前2300多年 (2,300 B.C.)
- 三國時代：高句麗、百濟、新羅
- (3 Kingdoms Period: Goguryeo, Baekje and Silla)
- 高麗王朝：佛教興起
- (Goryeo Dynasty: Rise of Buddhism)
- 1910年：被日本吞併
- (1910: annexed by Japan)
- 二次大戰後：朝鮮半島被美蘇分為南北兩塊分別托管
- (After WWII: northern and southern part escrowed by USSR and USA respectively)
- 集合中國、印度、日本、俄羅斯及美國的文化
- (Mixing of cultures of China, India, Japan, Russia and USA)



三太極


Sam

Taeguk



三太極是甚麼？

What is Sam Taeguk?




- 紅色（天），藍色（地），黃色（人）
- (Red: heaven, blue: earth, yellow: humanity)
- 國旗中的太極圖案
- (taeguk in the national flag)
- 1988年漢城奧運會官方標誌
- (1988 Seoul Olympics official logo)
- 中國「太極圖說」、「周易」
- (*Taiji tushuo* and *Zhou Yi* of China)




那麼三太極扇是甚麼？
And what is Sam Taeguk Fan?



那我們從扇子的起源講起吧！
Well let's start with the origin of fans!








- 韓國扇子: 一千年的歷史
- (Korean fans: over 1000 years)
- 徐兢《宣和奉使高麗圖經》: 高麗時代, 以松樹柔嫩的部分切片造成扇子, 在上面貼繡花絲綢
- (Xu Jing's masterpiece: in Goryeo Dynasty, soft parts of pine trees sliced and made into fans, with embroidered silk on them)

지식백과

태극선 太極扇






- 當時文人並非將扇子當成風俗或裝飾品，而是看成文人唯一的財產
- (The literati did not regard fans as a custom or decoration, but as their only belongings)
- 別稱：太極扇 (Nickname: Taeguk Fan)



三太極扇的用途

Uses of Sam Taeguk Fan



- 1970s 年代:
- 手工藝品 (Handicraft)
- 娛樂 (Entertainment)
- 韓國的象徵 (Symbol of Korea)



<https://www.bilibili.com/s/video/BV1oA41187mX>

(06:06-06:17), (21:23-21:32)



三太極扇的用途

Uses of Sam Taeguk Fan


- 今天 Today :
- 甚少用 (seldom used)
- 通常只有祖父母才會擁有
- (Usually grandparents have them)
- 商品 (A merchandize)
- 軟實力 (Soft power)






製作三太極扇

Making the Sam Teaguk Fan




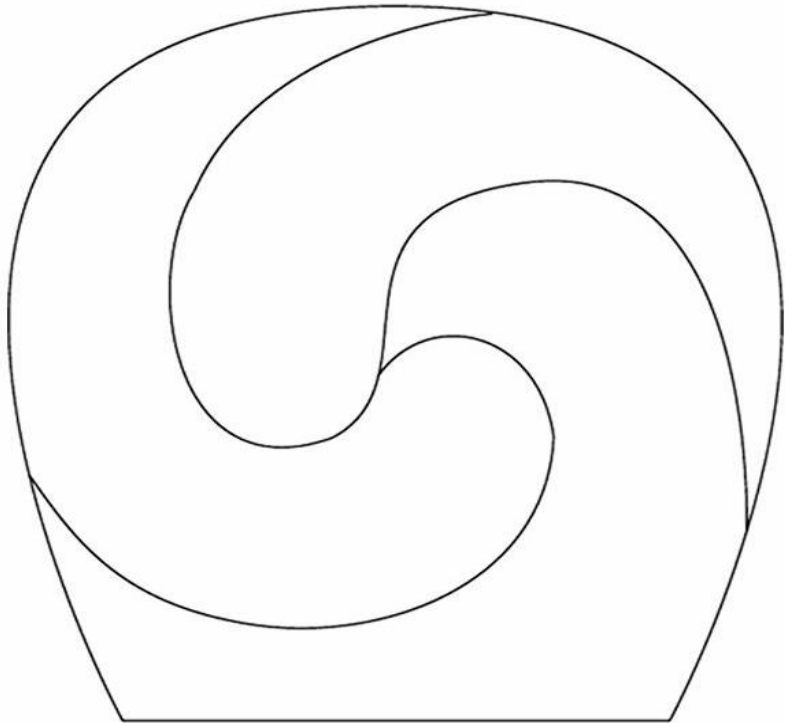
材料 Materials

1. 卡紙 Card paper
2. 剪刀 Scissors
3. 鉛筆 Pencil
4. 紅色、藍色、黃色和黑色顏料
Red, blue, yellow, and black pigments
5. 畫筆 Paint brushes
6. 雪條棍1枝 Popsicle stick
7. 膠水 Glue




步驟一 Step 1

- 把三太極圖案畫在卡紙上，剪出2個扇面
- Draw the Sam Taeguk symbol on the card paper and make 2 templates



步驟二 Step 2

- 將兩個模板繪上黃色、紅色和藍色。在顏色之間和模板邊框塗上黑色。讓它乾透。
- Paint both templates with yellow, red and blue colors, and line the borders with black color. Let dry.



步驟三 Step 3

- 將模板翻過來，在背面底部的中間貼上雪條棍。將2個模板的背面貼在一起。讓它乾透。
- Glue a popsicle stick to the back of one template in the middle of the flat side. Finally glue the back of the 2 templates together. Let dry.



備註 Remark

- 你也可以選擇購買一個空白的有柄紙扇，並繪上三太極圖案
- You may also buy a blank paper fan with handle, and draw the sam taeguk pattern on it.

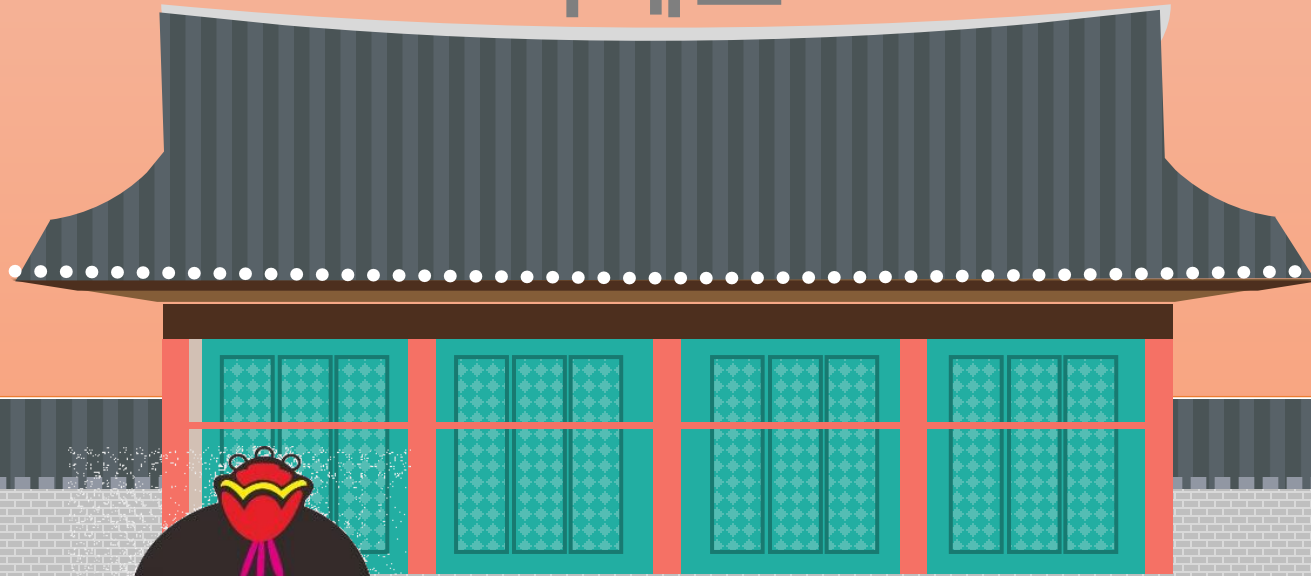




問答環節
Q&A

안녕히

가세요



再見！

Annyeonghi gaseyo!

Goodbye!



- Website: <http://arts.cuhk.edu.hk/~ant//knowledge-transfer/multiculturalism-in-action/index.html>
- Facebook: https://www.facebook.com/MIACUHK/?epa=SEARCH_BOX